

Features edu-sharing

Open source solution for education

About edu-sharing and our team

With edu-sharing, educational software systems can be networked to exchange learning content, metadata and tools to make them discoverable in an educational cloud and usable in all connected systems.

Under the umbrella of “edu-sharing.com” a community of service and development partners offers the “edu-sharing” open source software accompanied by support packages to assist you in integrating and expanding edu-sharing.

>> Network everything, find everything, use everything, improve and share.<<

edu-sharing is

- **an educational cloud solution**
for networking e-learning infrastructures
- **a solution for OER**
offering a search engine and educational collections
- **an education cloud storage**
to manage and share learning materials, tools and didactic scenarios

As a network of professional IT-service providers we offer user support, customization services and comprehensive consulting to make this modern educational software solution available to you.

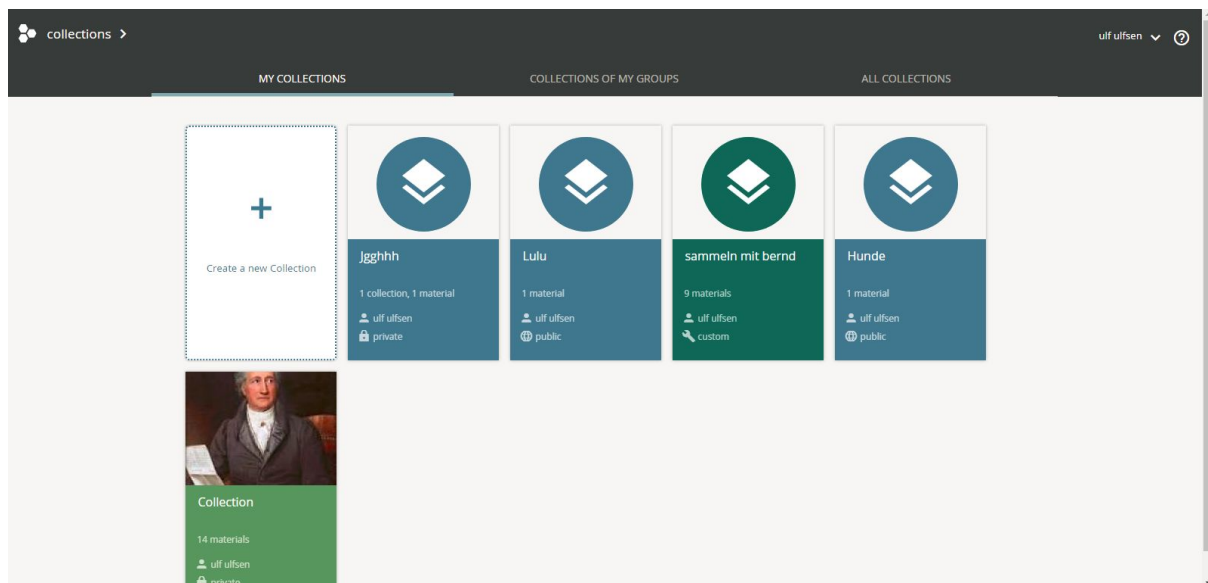
edu-sharing is used as a school cloud solution in North Rhine-Westphalia, and as an OER solution for Berlin-Brandenburg.

Inhalt

For teachers	2
Organize learning materials into collections, use them privately or share them with others	2
Curriculum collections	3
Shared Workspaces	3
Administrative content in the “Safe”	4
Search once - find it everywhere	4
Use materials in connected LMS and tools	4
Rendering Service	4
App for iOS & Android	5
For editors	6
Support by workflow-activities	6
My ToDos - Assigned to me	6
For authors	7
Working together online	7
Metadata support	7
Simple licensing	8
Comfortable sharing with users, groups and across organisations	9
Network connectivity (WebDAV)	10
Plug-ins: Integration with learning platforms and tools	11
Recycle	11
For operators	12
Groups, users, roles, rights	12
Folder templates	12
Control of rights to tools / system functions	12
Open source system with strong community	12
Self host	13
Easy user support	13
Adaptable to own requirements and compliance	13
Still want to know more?	14

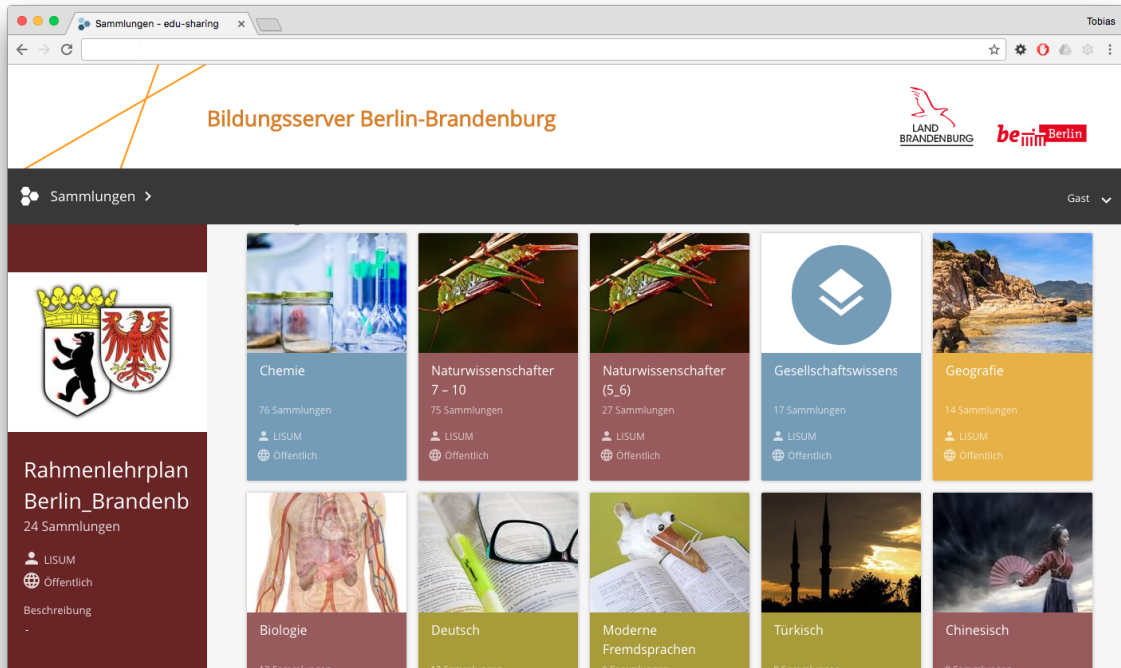
For teachers

Organize learning materials into collections, use them privately or share them with others



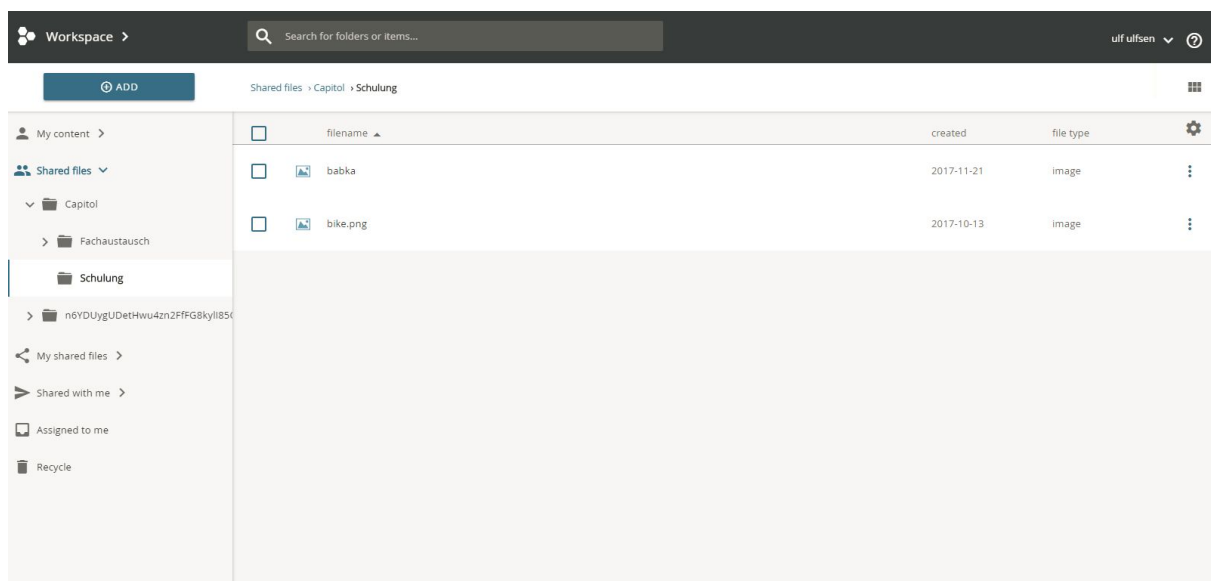
- Create and structure collections
- Gather material privately or together in communities
- Share with others.
- Sort and reuse materials
- Facilitate content retrieval by using your own metadata

Curriculum collections



- Illustrate curricula as collections, enriched with materials
- Offer learning content in curriculum collections publicly or for specific user groups.
- Browse curriculum topics for materials

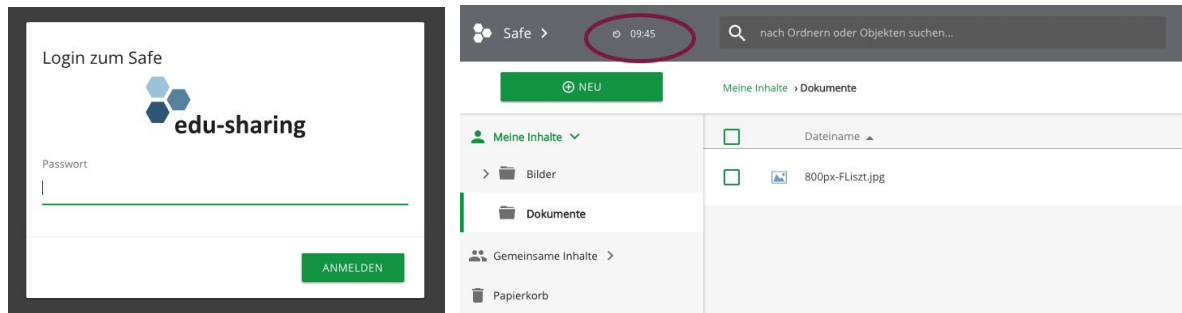
Shared Workspaces



- Folders and workspaces for users, school classes, faculties, workgroups, etc.

- Automatic creation of workspaces according to your organizational structure
- Create, organize, share and publish content together with colleagues and groups

Administrative content in the “Safe”



- Dedicated space - protected by a second password for sensitive materials
- Access can be controlled via user roles or rights (for example, only teachers are allowed in the safe)
- Automatic logout after inactivity

Search once - find it everywhere

- High-performance search engine for all your internal file siloes, libraries and external sources (e.g. Youtube, Deutsche Digitale Bibliothek, Pixabay)
- Search sources live and make the results available in e-learning systems
- Metadata Imports & Mapping (e.g., Elixir, ZUM Wiki, Serlo, FWU, ...)
- Sort materials in collections or import them into workspaces

Use materials in connected LMS and tools

- Plug-ins for learning platforms and tools make edu-sharing features, such as search and collections, available to your users in the comfort of their “home environment”
- edu-sharing materials and tools can be found, embedded and used in all connected learning management systems and e-learning tools (eg ILIAS and Moodle)
- Materials can be used in connected authoring tools (eg MediaWiki and OnlyOffice)
- Important metadata such as “license” and “author” are fetched from the repository and displayed in the connected system

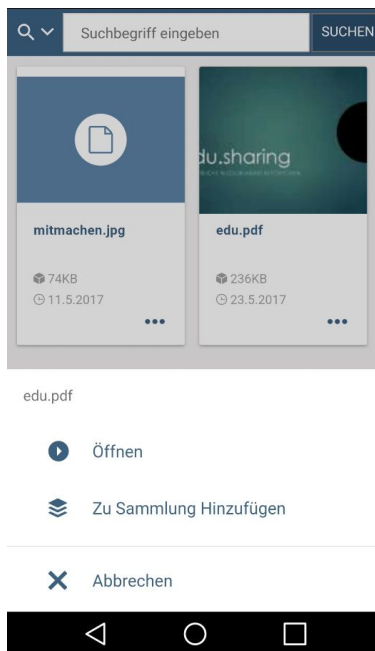
Rendering Service

- View, play and transform all formats commonly used in education
 - Video, audio and images
 - SCORM courses
 - QTI tests
 - Moodle courses (a moodle module has to be installed for the rendering service)
 - HTML courses
 - H5P (in development)

- ...
- Automatic display of metadata and licenses in connected applications

App for iOS & Android

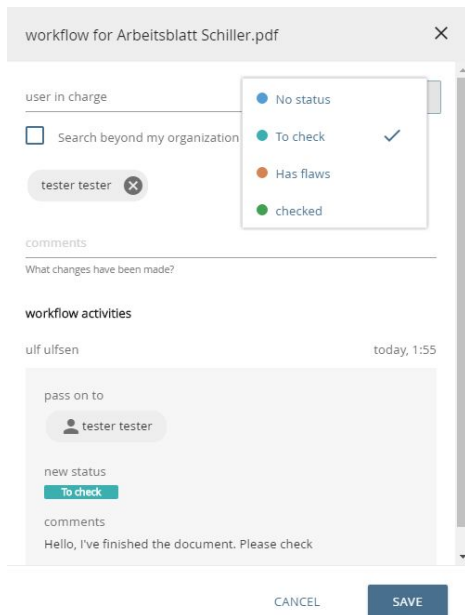
Currently, our edu-sharing App for iOS and Android is only available in German.



- App for iOS & Android
- Upload your own photos directly and put them in collections.
- Quickly and easily store links to interesting discoveries from the web in collections

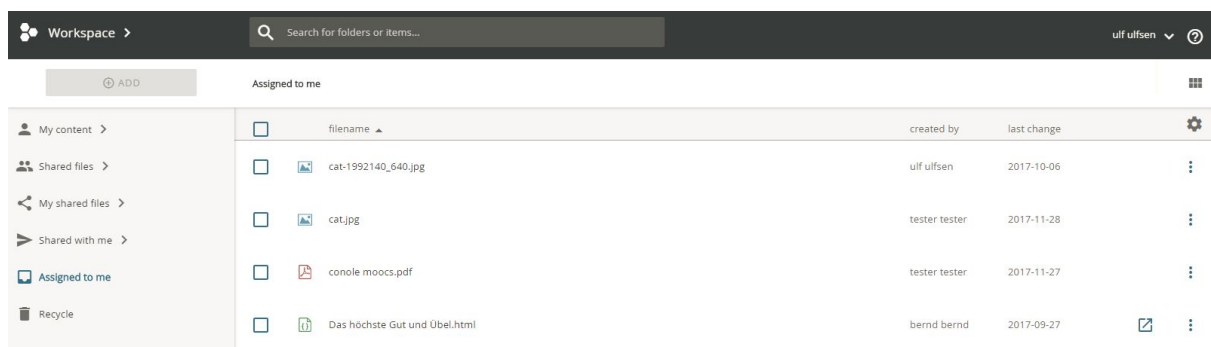
For editors

Support by workflow-activities



- Select a user as the person responsible for the current work step
- Mark different statuses of materials:
 - No status
 - To check
 - Has flaws
 - Checked

My ToDos - Assigned to me

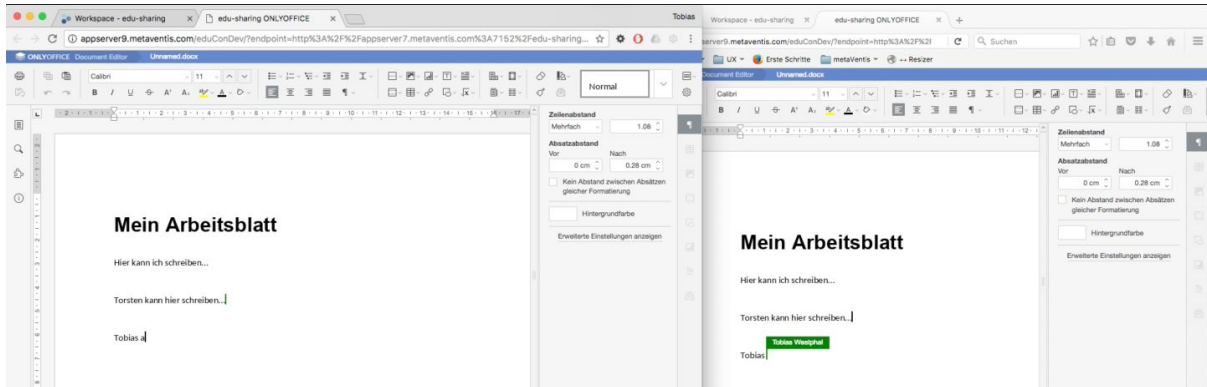


checkbox	filename	created by	last change	actions
<input type="checkbox"/>	cat-1992140_640.jpg	ulf ulfsen	2017-10-06	⋮
<input type="checkbox"/>	cat.jpg	tester tester	2017-11-28	⋮
<input type="checkbox"/>	conole moocs.pdf	tester tester	2017-11-27	⋮
<input type="checkbox"/>	Das höchste Gut und Übel.html	bernd bernd	2017-09-27	🔗 ⋮

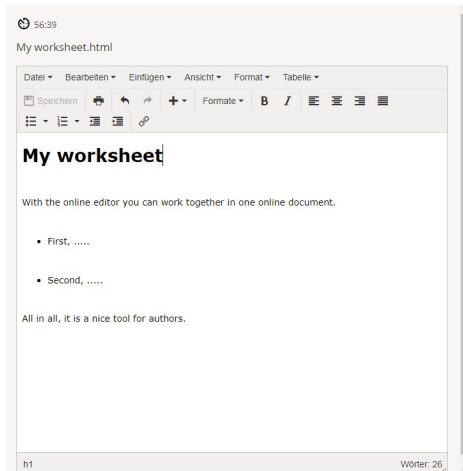
- Each user sees a list of materials for which he/she is responsible
- Once a work package is finished the status of the object can be changed and it can be assigned to somebody else

For authors

Working together online



- Supported by versioning you can use OnlyOffice to work together online on the same text, table or presentation
- Share materials with editing rights or “read only”



Metadata support

- Educational metadata (e.g. field of education, type of school, etc.)
- Metadata inheritance for materials in folders and collections
- Metadata editor for easy management
- Configurable, flexible metadata sets (e.g. for subject area or target group)
- Support of LOM, Dublin Core, Import / Mapping of LOM, EAF, ELIXIER
- Customizable metadata import and mapping capabilities
- Collection of metadata from content usage, automatic generation of metadata and thumbnails

Simple licensing

License of My worksheet.html ×

Choose license
Creative Commons ▾


WHAT ARE CREATIVE COMMONS LICENSES?

Allow modifications of your work?
Do you allow adaptations of your work to be shared?
 yes
 Yes, as long as others share alike
 no

Allow commercial uses of your work?
Do you allow the commercial use of your work by others?
 yes
 no

> REFERENCE INFORMATION

currently picked license



CC-BY

version
4.0 ▾

The authors have to be credited in a manner specified by these.

MORE INFORMATION

Release object under this license
 Other users may contact me for further licensing negotiations

CANCEL SAVE

- use of different licence types (CC, public domain, custom, etc.)
- easy to use licence editor
- Specify a licence once and use it in every context (e.g. in your LMS)
- assign licenses to one or several materials simultaneously

Comfortable sharing with users, groups and across organisations

Manage Sharing ×

ADD
INVITED

Add persons or groups COLLABORATOR ▾

Search beyond my organization

bernd bernd ×

Add message
Please edit the file.

Notify invitees
At the moment, no messages will be send to groups

Publish
The document is made publicly available on the Internet

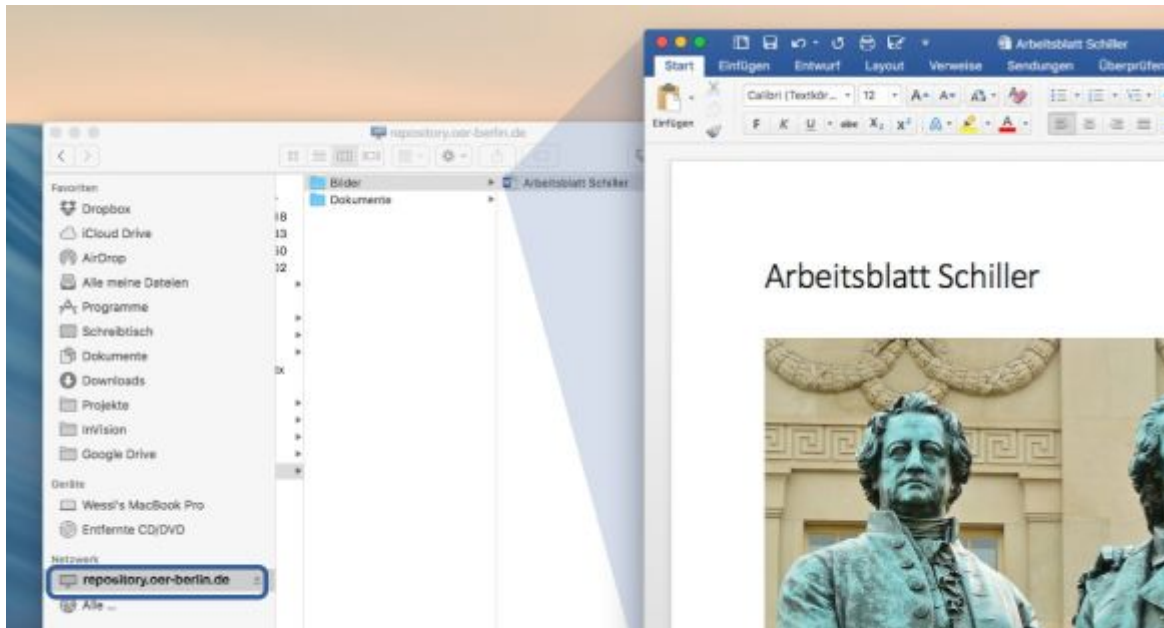
Viewer

CANCEL INVITE

- easy to manage sharing files


- rights inheritance to folders and collections
- overview: Who is already invited as a visitor, collaborator or coordinator?
- History: See at a glance who invited whom with which authorisation
- share your files across organisations

Network connectivity (WebDAV)



- with the edu sharing repository you can work in the local file manager on Mac or PC - local as usually (WebDav)
- After editing files with local authoring tools, they are automatically stored in the online authoring environment
- Add metadata through inheritance by superordinated folders

Plug-ins: Integration with learning platforms and tools



- **available plug-ins:**
 - Moodle
 - ILIAS
 - MediaWiki
 - ... to be continued...
- **available connectors:**
 - ONLYOFFICE: create, edit and collaborate on documents online
 - ONYX Editor: Create tests, tasks and questionnaires in the IMS QTI standard

Recycle

- Overview over deleted files
- Recovery of deleted materials

For operators

LDAP, Shibboleth & SSO

- edu-sharing can be set up to existing user administrations (users, groups, organizations can be taken over automatically)
- An internal edu-sharing user management is also possible
- The user management of the leading learning management system can be taken over
- Organizations can be administered separately
- Cross-organizational content sharing is possible

Groups, users, roles, rights

- edu-sharing internal administration for users, groups, organizations
- Composition of individual entitlements to roles
- Automatism for user and group administration:
 - For example, provisioning of users and groups based on directory services or the leading learning platform
 - or, automatic creation of folders for organizational units (such as schools, classes, or departments) using configurable templates
- Automatism for authorizations:
 - For example, automatic setting of authorizations for content or system functions based on roles or organizational affiliations

Folder templates

- Organizational unit folder structures can be created with associated permissions
- Folder and rights templates are configurable

Control of rights to tools / system functions

- Control of rights, such as:
 - Who can license and manage licenses?
 - Who can share what and to whom?
 - Who is allowed to enter the safe?
 - Who is allowed to release across organizations?
- Control of sharing / inviting functionality depending on roles or organizational / group affiliations as well as by individual configuration

Open source system with strong community

- edu-sharing is open source and can be customized by your IT experts
- edu-sharing is maintained and developed by a growing developer and user community
- Further development priorities and quality assurance are organized by the community (edu-sharing NETWORK e.V.)

- Service partner community ensures competitive availability of customization and operation services
- edu-sharing.com coordinates the synergetic development via partner community

API

- extensive REST API based on OpenAPI specification (OAS)
- Community-driven development

Self host

- edu-sharing can be installed on own servers and adapted to own requirements
- Installation aids are available as documentation, docker images
- Installation support and training can be booked with service partners
- the admin documentation supports the operation

Easy user support

- Public user documentation is updated per release
- For service partners, an individual documentation variant can be requested
- User support can be assigned to service partners.

Adaptable to own requirements and compliance

- Configurability of user, group, role and rights management
- Adaptation of surfaces to your own corporate design
- Metadata sets and import mappings, as well as interfaces for metadata deployment
- Compliance adjustments, e.g. for data protection, content licensing, publication
- Workflow adjustment for work / editorial workflows
- Public OER offer of the educational institution can be switched on / off

Still want to know more?

We are happy to offer you an insight into all features and current developments. Just make an appointment for a webinar and ask us your questions.

info@edu-sharing.com

Follow us on Twitter:
@edusharing